


# ULTRAWELD ULTRASHOT®


## Five Steps to the Perfect Connection



**step 1**  
Dry and Clean the mold and conductor.




**step 2**  
Place conductors and UltraShot cartridge into mold.




**step 3**  
Close the lid and attach DRONE cord to the UltraShot igniter.



**step 4**  
Push and hold both igniter buttons at the same time.



**step 5**  
Reaction is made, open mold to remove connection and clean mold before next connection.



A completed UltraShot® connection

# ULTRAWELD ULTRASHOT

## Advantages



### Ultraweld® Provides Superior Molds

- Ultraweld® molds are more durable than those of other manufacturers.
- Harger uses high durability graphite.
- Strong precision hinges are used in the construction of Ultraweld® molds.

### UltraShot® Drone Ignition Process

- DRONE - Electronic Ignition with Audible Alert and 6' Cord
- 2 Button Safety Feature
- Over 1,300 Connections on a Single Charge
- Utilizes a Milwaukee® M18™ REDLITHIUM™ XC 4.0 18 volt Battery and Milwaukee® M18™ & M12™ Multi-Voltage Charger.




GS



### Ultraweld® Innovative Mold Designs

- Ultraweld® molds are designed to take either UltraShot®, NUWTube® or Low-Smoke systems.
- Two-Piece mold designs for six different mold families (GS, XO, RE, RO, RP and RS) which improves usability and lowers cost.



### Patented Mold Handle Clamps with Modular Attachments

- Patented handle clamps include a set of mounting holes for a variety of attachments and an offset design to increase versatility.
- Mounting holes allow for a variety of attachments including:
  - Magnetic Kits for flat steel surfaces
  - Chain Kits for vertical and horizontal round members
  - A set of Mold Stabilizer Spikes when working in trenches
  - A Vertical Handle for special applications
- The patented handle mounting holes and the innovative mold designs allow for any full size mold to be converted to a Low Smoke-No Flame mold.
- Ultraweld® attachments are significantly lower in cost than the bulky clamp assemblies offered by other manufacturers.

**Harger does not penalize you for expedited same day or next day service!  
No additional charges for non-stocked or specialty designed molds!**



### Harger Lightning & Grounding

301 Ziegler Drive, Grayslake, IL 60030  
847.548.8700 • 800.842.7437

Website: [www.harger.com](http://www.harger.com) • Email: [hargersales@harger.com](mailto:hargersales@harger.com)